


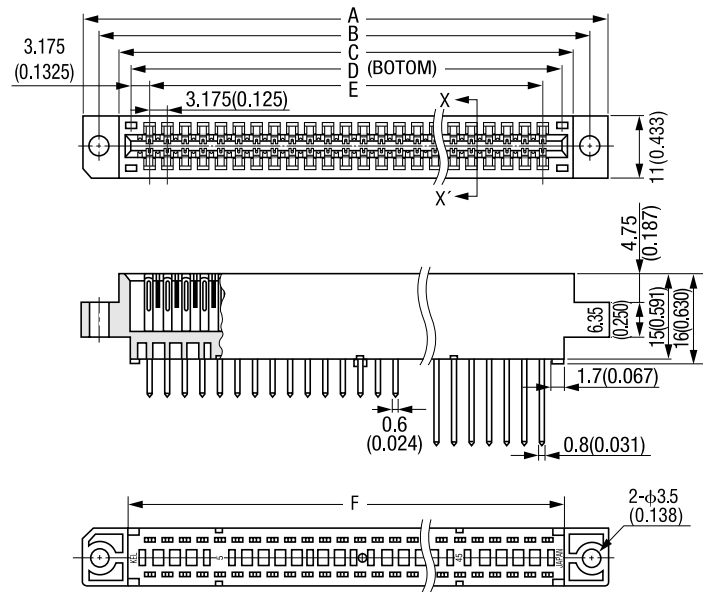
Unit:mm(inch)



### ORDER CODE

**4820**-[ ]-[ ]-**F**

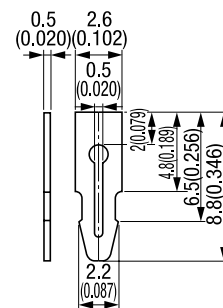
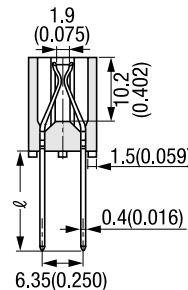
- F : RoHS Compliance
- Terminal Style  
040 : Dip solder  
140 : Wire wrap
- No. of contacts  
040 : 40pin  
060 : 60pin  
080 : 80pin  
100 : 100pin
- Series name



X-X' Cross Section

Positioning Post

Material : Copper Alloy



※ ℓ : #040.....7(0.276)  
#140.....16(0.630)

### FEATURES

- 3.175mm contact centers
- Dual Leads
- Bifurcated canti-lever contact
- Accepts 1.6mm thick board
- RoHS compliance

### SPECIFICATIONS

- Current Rating : 3A per contact
- Contact Resistance : 16mΩ max.
- Insulation Resistance : 5,000MΩ min. at 500V DC
- Dielectric Withstanding Voltage : 1600V AC for 1minute
- Insertion Force : 412g max./pair
- Withdrawal Force : 32g min./pair

### MATERIAL

- Insulator : Glass-Filled P.B.T. (UL94V-0)
- Contact : Copper Alloy,
- Plating : Gold over Nickel(Contact area)  
Tin copper over Nickel(Terminal area)

Packaging style

Other

### Product Table / Dimensions

No. of contacts	Part Number	A	B	C	D	E	F	Number of packaging
40	4820-040-040-F	83.84	77.34	70.61	66.68	60.325	66.68	100
	4820-040-140-F	(3.301)	(3.045)	(2.780)	(2.625)	(2.375)	(2.625)	70
60	4820-060-040-F	115.59	109.09	102.36	98.43	92.075	98.43	80
	4820-060-140-F	(4.551)	(4.295)	(4.030)	(3.875)	(3.625)	(3.875)	50
80	4820-080-040-F	147.34	140.84	134.11	130.18	123.825	130.18	65
	4820-080-140-F	(5.801)	(5.545)	(5.280)	(5.125)	(4.875)	(5.125)	40
100	4820-100-040-F	179.09	172.59	165.86	161.93	155.575	161.93	40
	4820-100-140-F	(7.051)	(6.795)	(6.530)	(6.375)	(6.125)	(6.375)	25